

## El Diálogo : Guía Práctica



For the best results, use this guide with Inglés Málaga  
Dialogue Tutorial Guide: C2 EOI Diálogo The Arts

©Janette OCarroll Not for resale, distribution, edit or adaptation

Janette O'Carroll  
Director

Inglés Málaga  
[www.inglesmalaga.com](http://www.inglesmalaga.com)  
[Janette.inglesmalaga@gmail.com](mailto:Janette.inglesmalaga@gmail.com)

# Table of Contents:

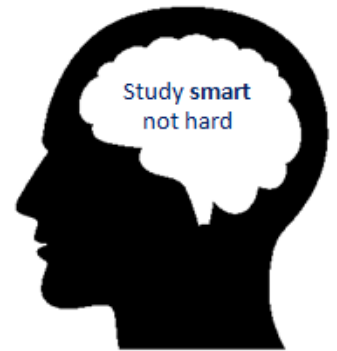
|   |             |
|---|-------------|
| <b>1: INTRODUCTION</b> .....  | 3/4         |
| <b>2: DIALOGUE TYPES</b> .....  | 5           |
| 1. Exam questions for 4 different types of dialogues.....                               | 5/6/7       |
| <b>3: EXAM ASSESSMENT CRITERIA</b> .....  | 8           |
| <b>4: EXAM TECHNIQUE</b> .....  | 9/10        |
| <b>5: LANGUAGE FUNCTIONS BANK</b> .....   | 11          |
| 1. Opening Lines: Greeting and introducing the topic.....                               | 11          |
| 2. Asking for opinions.....   | 11          |
| 3. Expressing personal opinions.....  | 12          |
| 4. Expressing general opinions.....   | 12          |
| 5. Asking for advice .....  | 12          |
| 6. Giving advice .....  | 13          |
| 7. Asking for recommendations and suggestions .....                                     | 13          |
| 8. Giving recommendations and suggestions .....   | 13          |
| 9. Responding to ideas: Partly Agree, Disagree & Agree,, .....                          | 14/15       |
| 10. Moving the conversation on and introducing new ideas .....                          | 15          |
| 11. Adding information to the dialogue.....   | 16          |
| 12. Bringing the dialogue to an end and negotiating an agreement .....                  | 16/17       |
| 13. Correcting yourself.....  | 17          |
| 14. Checking understanding & clarifying .....   | 17/18       |
| 15. Interrupting.....   | 18          |
| 16. Complaining .....   | 18          |
| 17. Asking for compensation .....   | 18          |
| 18. Responding to complaints and requests for compensation .....                        | 19          |
| 19. Responding to offers of compensation.....   | 19          |
| <b>6: DIALOGUE TEMPLATE FOR DEVELOPING MODELS &amp; TAKING NOTES</b> .....              | 20          |
| <b>7: MODEL DIALOGUE</b> .....  | 21/22/23/24 |
| <b>8: COHERENCE: LIST OF CONNECTORS</b> .....   | 25          |
| <b>9: DISCOURSE MARKERS: LIST OF ADVERBIAL PHRASES, LINKERS &amp; EXPRESSIONS</b> ..... | 26/27       |
| <b>APPENDIX: EOI ASSESSMENT CRITERIA</b>  |             |

# 1 INTRODUCTION

Use this **guide** as a **reference** to support your exam preparation.

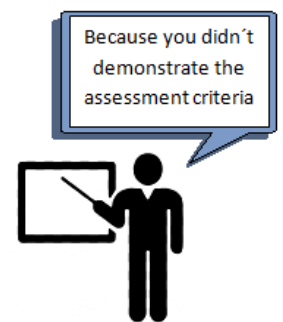

**Note:** This guide is best **used together** with the document: '**Inglés Málaga Dialogue Tutorial: C1 EOI Business Expansion**'. The Tutorial document shows you, step-by-step, how to develop an **exam-ready** dialogue. It also gives you a **comprehensive model** to copy and adapt.

**Passing an exam** is not linked to the number of hours you study, it's linked to **how** you study and **what** you study.



## Why should I use this guide?

1. You will save time as we have done the donkey work.
2. This guide gives you the knowledge, techniques and tools required to **pass** the **EOI diálogo** exam task.
3. This guide will help you to **study effectively** by encouraging you to focus **your time and effort** on developing **exam-ready sentences and phrases**, i.e. sentences which demonstrate enough of the exam assessment criteria to pass.



## In one document you have the essentials

### 1. The Knowledge

- Examples of different types of dialogues
- The EOI exam assessment criteria (Andalusia)

### 2. The Techniques & Skills.

**Exam-ready** sentences and phrases to:

- Start a dialogue for formal and informal situations
- Express general ideas and personal opinions
- Give advice and make suggestions
- Ask questions
- Agree and disagree with your partner
- Introduce new points and justify your arguments
- Persuade and make compromises
- Finish a dialogue by negotiating an agreement

### 3. The Tools

- A complete **exam-ready** model
- A dialogue template to help you **plan and develop models** for different exam questions
- A list of useful connectors and linking words
- A list of useful discourse markers and adverbial phrases

| DIALOGUE TYPE   | TOPIC / SITUATION   | CANDIDATE A  | CANDIDATE B |
|---|---|--|-------------|
| <b>TYPE TWO: SAME TOPIC - SAME INFORMATION</b>  |   |  |             |
|   | 1. Work-Life Balance: Problems & solutions                      | Same info  | Same info   |
|   | 2. Sell/Rent Property: Pros & cons                              | Same info  | Same info   |
|   | 3. Pets for children: Pros & cons                               | Same info  | Same info   |
|   | 4. Decide on the best holiday: Pros & cons                      | Same info  | Same info   |
|   | 5. Financial support for elderly relative: Problems & solutions | Same info  | Same info   |
|   | 6. Paper books: Pros & cons                                     | Same info  | Same info   |
|   | 7. Stress: Reasons & solutions                                  | Same info  | Same info   |
| <b>C1 MODELO 1A NEW JOB AND FAMILY</b><br>You have been offered two temporary options at work and you don't want to end up on the dole. The first option is Sydney (Australia) and the second one is in Villaluenga del Rosario (Cádiz), a little town with less than 500 inhabitants. You are married and have three children (3, 5 and 7 years old).<br><br>Talk with your spouse and try to decide which one is the most suitable for your family.                       |   | <b>C1 MODELO 1B NEW JOB AND FAMILY</b><br>You have been offered two temporary options at work and you don't want to end up on the dole. The first option is Sydney (Australia) and the second one is in Villaluenga del Rosario (Cádiz), a little town with less than 500 inhabitants. You are married and have three children (3, 5 and 7 years old).<br><br>Talk with your spouse and try to decide which one is the most suitable for your family. <b>YOU BEGIN</b>                       |             |
| <b>C1 MODELO 2A WHAT TO DO WITH YOUR PROPERTY</b><br>You and your partner have bought a new apartment leaving the previous one empty. You must decide what to do with it (rent it, sell it...). There are some things that worry you like squatters (people who unlawfully occupy empty buildings).<br><br>Try to think about all the possibilities you have and the different pros and cons of them. <b>YOU BEGIN</b>  |   | <b>C1 MODELO 2B WHAT TO DO WITH YOUR PROPERTY</b><br>You and your partner have bought a new apartment leaving the previous one empty. You must decide what to do with it (rent it, sell it...). There are some things that worry like squatters (people who unlawfully occupy empty buildings).<br><br>Try to think about all the possibilities you have and the different pros and cons of them.  |             |
| <b>C1 MODELO 3A PET FOR CHILDREN</b><br>Your children have asked you for a pet. You and your partner are going to decide on the subject but there are a lot of things to discuss. Talk with your partner about this by considering the following: <ul style="list-style-type: none"> <li>• The advantages and disadvantages of owning a pet</li> <li>• The type of animal you would opt for and why and where you would get it from (pet shop, shelter...). Why?</li> </ul> |   | <b>C1 MODELO 3B PET FOR CHILDREN</b><br>Your children have asked you for a pet. You and your partner are going to decide on the subject but there are a lot of things to discuss. Talk with your partner about this by considering the following: <ul style="list-style-type: none"> <li>• The advantages and disadvantages of owning a pet</li> <li>• The type of animal you would opt for and why and where you would get it from (pet shop, shelter...). Why? <b>YOU BEGIN</b></li> </ul> |             |

## 5 LANGUAGE FUNCTIONS BANK

| ASSESSMENT CODE   | 1. OPENING LINES: The opening lines you use will depend on the specific dialogue.  |
|---|--|
| <p>Ex<br/>Ex<br/>Pasts + PV<br/>DQ +V</p> <p>Present + V + MV</p> <p>Polite Ex + Past</p> <p>Pasts + MV+<br/>Rhetorical Q +<br/>Linker + Idiom<br/>INV<br/>Pasts + PV +<br/>MV+Linker+<br/>idiom<br/>Pasts + Linker +<br/>MV + Linker</p> | <p><b>GREETINGS</b></p> <p><b>INFORMAL GREETINGS</b></p> <ol style="list-style-type: none"> <li><b>Hey X, how's it going?</b> I'm really <b>fed up</b> today because...(reason) <b>(+introduce the topic-</b> see example sentences below)</li> <li>Hi, what a <i>coincidence</i> to <i>run into</i> you. I <b>was just thinking</b> about you <i>because</i> <b>(+ introduce the topic</b> – see example sentences below)</li> <li>Good morning darling! <b>How's your hangover?</b> <b>(+ introduce the topic</b> –see example sentences below)</li> </ol> <p><b>FORMAL GREETINGS</b></p> <ol style="list-style-type: none"> <li>Good afternoon and welcome to our monthly local council meeting. We <b>are</b> here <b>to discuss</b> the <i>poor services and facilities</i> in the city and to talk about different ways we <b>could improve them</b>.</li> <li>Good morning, I'm afraid I would like to make a formal complaint about the customer service I received from your company last week.</li> </ol> <p><b>INTRODUCE THE TOPIC &amp; YOUR ROLE</b></p> <ol style="list-style-type: none"> <li><b>So</b>, remember last week when <b>I was telling you</b> that I was planning a <i>go on a high-protein diet</i>? Well, <b>I've been thinking about</b> it a lot and I think <b>I should do it because</b> <b>(+ introduce your first idea)</b> (e.g. <b>not only is it cheap but it's also</b> a quick way to lose weight).</li> <li><b>So</b>, remember last week when <b>we were talking about hanging out</b> together this weekend? Well, <b>I've been thinking about it</b> and I <b>reckon we should go</b> to a micro theatre show <i>as</i> <b>(+ introduce your first idea)</b>.</li> <li><b>Anyway</b>, remember last month when we <b>were talking about</b> your gambling addiction? Well, <b>I've been thinking about it</b> and <b>it seems to me you should quit because...</b><b>(+ introduce your first idea)</b>.</li> </ol> |
|   | <p><b>2. ASKING FOR OPINIONS</b></p>   |
| <p>DQ + PV / ING<br/>DQ<br/>INF / DQ<br/>DQ / MV<br/>DQ / Ex<br/>DQ + ING<br/>Ex/ DQ<br/>Ex / DQ + V*/+<br/>PV</p>  | <ol style="list-style-type: none"> <li><b>Wouldn't you agree that</b> everyone should be forced to vote?</li> <li><b>Don't you think</b> we should take more responsibility for protecting refugees?</li> <li><b>What</b> do you <b>reckon</b>?</li> <li><b>Surely, you can't disagree, right?</b></li> <li><b>What are your feelings?</b></li> <li><b>Don't you think</b> it's true that <b>working</b> abroad is a great opportunity?</li> <li><b>Do you agree</b> with the way I see things?</li> <li><b>So, in your book, which would you say</b> is the most effective, banning cars or getting rid of single-use plastic?</li> </ol>   |

## NEED MORE HELP?

### A: EOI Digital Survival Guides Summary

#### 1. The Building Blocks Guide:

- **Exam-ready sentences** for you to copy and adapt for the speaking exam
- A list of **useful grammatical structures**
- A list of **useful vocabulary, expressions & idioms**
- A list of **useful connectors & adverbial phrases**

#### 2. The Monólogo Guide:

- **Exam-ready recorded monólogo: audio** (mp3)
- **Complete transcript** colour-coded to show you how to use the grammar, vocabulary and connectors

#### 3. The Diálogo Guía:

- **Exam-ready sentences** to start, interact and end an exam dialogue
- Examples of **formal & informal** situations
- **Best used with the Diálogo Tutorial**

#### 4. The Diálogo Tutorial

- **Step-by-step tutorial** on how to develop an **exam-ready** dialogue
- **Complete model from start to end**



### B: ·60-minute English Online Exam Clinic 1-1

#### Escuela Oficiales de Idiomas inglés

Want to pass your official English language speaking exam but need more exam practice?

The 60-minute online 1-1 exam clinic will give you the exam practice you need. Delivered by a **certified Trinity & Cambridge examiner** and **experienced EOI teacher**.

English Exam Clinic 1-1

**Inglés Málaga**

Stand out from the crowd  
**Master English**

www.inglesmalaga.com

More information: [www.inglesmalaga.com](http://www.inglesmalaga.com)